

Payment Options for Breednet Directory

You have three options to Make A Payment

1. Scheduled payment by Credit Card

These are recurring automated payments as per your Listing's schedule – Monthly, Quarterly or Yearly

2. One Off Payments

By Credit Card or Pay Pal

3. Electronic Funds Transfer / Fax

All payments are made through the **Make A Payment** link. See graphic below.

Managed Businesses

New Add new business/product

Racenet Agistment Farm at Scone

Category: SPELLING AND AGISTMENT

Owner: Glenn and Damon Robbins

Website: www.racenet.com.au

Address: 58 Box Road, Scone, NSW, Australia, 2350

Phone: 0418 11 52 55 Glenn

Outstanding Agistment Property

Features:

Lush safely fenced paddocks, ideal for all horses.

Special Broodmare management

Yearling preparation for all sales.

[Click though to the Racenet Website.](#)

racenet.com.au
Your trusted racing resource

[Update Business](#)

[Upload/Manage images](#)

[Update SEO details](#)

[Make a Payment](#)

[Preview Listing](#)

1. SCHEDULED PAYMENTS by Credit Card

You register your credit card in your **Account Management** by clicking the link **Register/Update Card**. Your details are securely retained by the NAB for recurring payments.

Account Management

User Details

[Register/Update Card](#) [Cancel Card](#)

Name: Glenn Robbins

Email: racing@racenet.com.au

Credit Card: Registered

Once your card is registered, click on **Make A Payment**.

Select **Scheduled Payments**

Select the period of the Listing and the appropriate amount will be charged to your Credit Card.



Click **Apply Schedule Payment**

If the transaction is **successful**, a Tax Invoice will display for your accounting purposes.

If the transaction is **unsuccessful**, an error page will appear with the NAB stating the reason for the rejected payment.


RECURRING SCHEDULED PAYMENTS

When a recurring scheduled payment is due, you are emailed seven (7) days before. The payment will be activated after the seventh day.

At any time you can cancel your credit card details, which will be deleted from the NAB's secure system when you click the **Cancel Card** (see graphic below) after logging into your account management page.

Should you cancel your Credit Card registration, your business/product will be turned-off if payment is not made by the due date.

The business/product can be re-activated at any time by making a payment through the Account Management page.



2. ONE OFF PAYMENT

You have two options for a one-off online payment.

Credit Card

Pay Pal

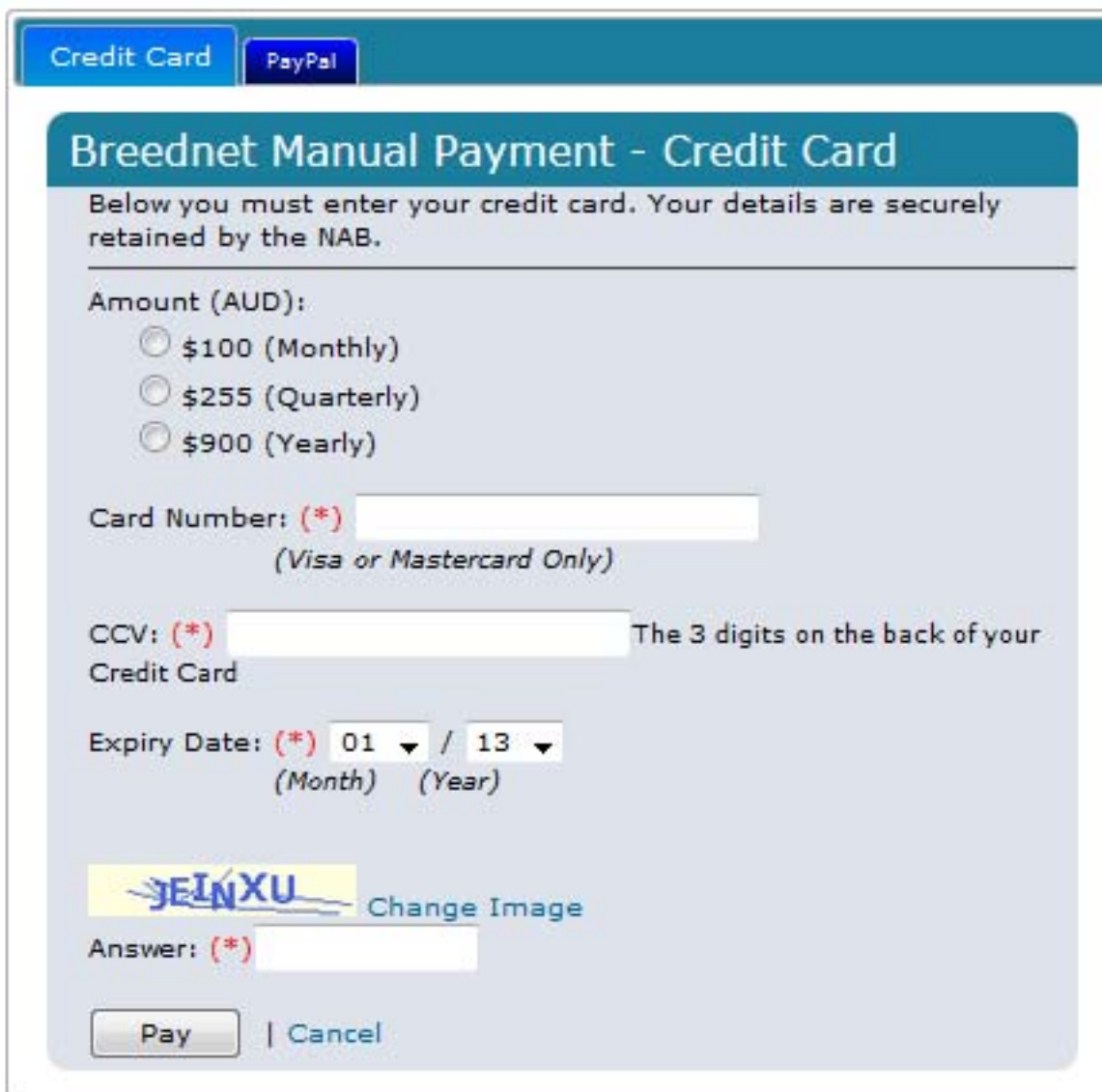
When clicking on One-Off Payment, Credit Card is the option that appears. For **Pay Pal** click on Pay Pal that is under the Breednet Directory logo.

CREDIT CARD

Once you make payment, Breednet is alerted by the NAB of your credit card payment and your account details will be updated with the appropriate new due date to ensure your business/product is displayed.

In the unlikely case that your business/product is not displaying, please email gerry@racenet.com.au

Note, you are advised by email seven (7) days before all subsequent due dates when payments are due.



The screenshot shows a web form titled "Breednet Manual Payment - Credit Card". At the top, there are two tabs: "Credit Card" (selected) and "PayPal". Below the title, a message states: "Below you must enter your credit card. Your details are securely retained by the NAB." The form contains several fields:

- Amount (AUD):** Three radio button options: \$100 (Monthly), \$255 (Quarterly), and \$900 (Yearly).
- Card Number: (*)** A text input field with a red asterisk. Below it, the text "(Visa or Mastercard Only)" is displayed.
- CCV: (*)** A text input field with a red asterisk. To its right, the text "The 3 digits on the back of your Credit Card" is displayed.
- Expiry Date: (*)** Two dropdown menus. The first is set to "01" and labeled "(Month)", the second is set to "13" and labeled "(Year)".
- JEINXU** logo with a "Change Image" link next to it.
- Answer: (*)** A text input field with a red asterisk.
- At the bottom, there are two buttons: "Pay" and "Cancel".

PAYPAL

Once you make payment, Breednet is alerted by Pay Pal of your payment and your account details will be updated with the appropriate new due date to ensure your business/product is displayed.

In the unlikely case that your business/product is not displaying please email gerry@racenet.com.au

Note, you are advised by email seven (7) days before all subsequent due dates when payments are due.

Credit Card | PayPal


Breednet Payment - PayPal

Once you make payment, breednet is alerted by Pay Pal of your payment and your account details will be updated with the appropriate new due date to ensure your business/product is displayed.

In the unlikely case that your business/product is not displaying please email gerry@racenet.com.au

PayPal Account: (*)

Amount (AUD): (*) \$100 (Monthly)
 \$255 (Quarterly)
 \$900 (Yearly)

 [Change Image](#)

Answer: (*)

PAY with PayPal | [Cancel](#)

Fax / Phone / Electronic Funds Transfer

After clicking **Make A Payment**, click on **Phone, Fax, EFT Payment**.

FAX

After creating your business / product online to be part of the Breednet Directory, please print this form - <https://www.breednet.com.au/Products-and->

[Services/usr/manualFaxForm.pdf](#) - , fill in the appropriate fields including payment details and **fax** to Breednet on 029 540 1467.

Electronic Funds Transfer

Breednet's bank details are:

BSB: 082184 - **Acct No:** 189360770

Description = Breednet Directory

Remitter's Name = Product / Business Name submitted by you.

Note, activation is only processed during business hours and will be done within two (2) business days. **Email gerry@racenet.com.au that you have paid by EFT and he will activate your listing once payment is confirmed.**

In the unlikely case that your business/product is not displaying, please email gerry@racenet.com.au

Note, you are advised by email seven (7) days before all subsequent due dates when payments are due.

If a business or product is not paid by the scheduled date, the advertisement will not display until payment has been made.